

Dear Homeowner

They call you a realist, someone who likes to think in terms of worst-case scenarios. When others take things for granted, you always remain smart and diligent about protecting yourself, your family, your property. Because you know that no kingdom lasts without an army to guard its borders. And no paradise is safe without a hell of a door.

By choosing the right front door you will make the best first impression of your home. However, it should not merely be a statement; the level of security must always be a priority. Now at Cerberus Doors we are able to make both of these requirements come true.

Our premium security doors not only create high levels of security, but also provide desired levels of comfort in your home through excellent thermal and acoustic insulation.





Contents

Heritage Friendly.....	4
Our Mission.....	6
Traditional Doors.....	8
Modern Doors.....	10
Structure.....	12
Locks.....	13
Hardware.....	15
Windows & Glazing.....	16
Bespoke Finish.....	17
Colours.....	18
Optional Extras.....	20
Guarantees.....	21
Installation & Lead Time.....	22
Terms & Conditions.....	23

Heritage Friendly

The look and feel of windows and doors are crucial factors in defining the character of our houses, and it is now possible to dramatically improve the security of your home without compromising its architectural appearance with a residential security door. The clever thing about our security doors is that they are designed to have the appearance of any other door, but if you were to look inside you would see that their construction is notably different. The fully customisable external and internal door panels conceal a complex series of technical components that offer an unrivalled level of security and flawless operation. The external door panels can be made to reflect a certain style of architecture such as Victorian, Georgian, 1930s or a modern day town house, while the door itself provides security, insulation and a notable reduction in noise.





Our Mission

London is a great city. But great is also London's world of crime. To keep their families and their property protected, more and more Londoners like to think in terms of worst case scenarios. And that's how they find us.

Cerberus Security Doors is a company with a mission to serve realists like yourself. Our impenetrable security doors provide top-notch protection against burglars, bullets, or any other hell that may be breaking loose outside your front door.





◆ TRADITIONAL DOORS ◆



1



2



5



6



3



4



7

◆ CERBERUS DOORS ◆

◆ TRADITIONAL DOORS ◆



8



9



10



11



12



13

◆ CERBERUS DOORS ◆

MODERN DOORS



14



16



17



18



15



19



20

CERBERUS DOORS

MODERN DOORS



21



22




23



24



25



Structure

- | | | |
|---------------------------------|------------------------------|----------------------------------|
| 1 - Internal panel | 5 - Insulation | 9 - Stainless steel threshold |
| 2 - 1.5 mm Internal steel plate | 6 - Bended profile door leaf | 10 - Passive locking points |
| 3 - Optional lock / Night Latch | 7 - Welded hinges | 11 - Insulated steel frame |
| 4 - Multipoint lock | 8 - External panel | 12 - Adjustable 10 fixing points |



Main Locks

Our impregnable security doors are fitted with the best locks on the market; Mul-t-lock, Mottura and FIAM. Ranging from 5-7 Safety Class they are used to operate multiple direction locking systems. All locks come with 3 years manufacturers warranty and 3 keys. For additional security, all of our locks are protected from lock bumping and picking, cylinder drilling and snapping.

Security Chain

A Mottura security chain is a device that can only be locked or unlocked when the door is completely shut and therefore provides additional protection by allowing you to safely open the door while preventing unwanted intruders.



Optional lock / Night latch

As an optional lock or night latch we use ASSA & Dorma. Heavy Duty locks have posts of stainless steel and stronger handle follower spring among others for handling heavier pressures.

- ◇ Complies with EN 12209 standard.
- ◇ With lever latch and deadbolt.
- ◇ Handing of the lever latch is reversible.
- ◇ Complies with EN 12209 standard.
- ◇ The deadbolt is operated with the key or the thumbturn.
- ◇ The lever latch is retracted with the handle, key or thumbturn.

Intelligent Access

Exciting recent advances in technology has enabled the basic mechanical lock to evolve dramatically. Most notable has been enhancement through the addition of electronic components; meaning access to our homes can be subject to intelligent, and above all practical and safe. This radical change in performance means that security doors can now recognise us, open on our arrival and close as soon as we enter our home. They can even communicate directly with the alarm system automatically if required. To achieve best results we choose Fiam ISEO with options such as: Remote pad, Keypad, Radio control, Biometric E-Key scanner. Locks can be overided with the key at any time. (Class 6, 3 years warantee, 3 keys)



HARDWARE



Windows & Glazing

Levels of protection required vary from customer to customer, but we can provide secure glazing for virtually any application and to meet the demands of any risk assessment. All of our security doors are glazed as standard with Pilkington 'Optilam' P6B 14m laminated double glazed panels in order to provide greater

security than any other glass. It is proven to withstand multiple blows from an axe or hammer, which are the most commonly used weapons by smash-and-grab criminals. This type of glazing can be installed as clear, tinted, frosted or even bullet-proof, depending on your requirements.

Our talented artists can work with you to design stained glass for your door that is unique. This can include anything from family crests to door numbers. We are even able to replicate the stained glass in your existing door, if this is necessary to comply with heritage requirements in your neighbourhood.



F1



12 mm



F2



50 mm




F3



30 mm



F4



20mm



F5



35 mm



F6



50 mm



F7



65 mm



F8



85 mm



F9



18 mm



F10



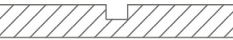
23 x 8 mm



F11



6 mm



F12



70 mm



F13



50 mm



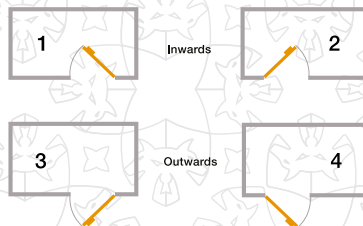
F14



100 mm



Opening directions



Bespoke Finish

All our external door panels are made from BS1088 Marine Plywood. It is made from multi-laminate mahogany veneers for stability, also extremely resistant to fungal attack and are ideal for persistently wet and dry environments.

All door panels painted with 2 component polyurethane paint. High quality paint does not discolour even after many years. To withstand tough weather conditions and minor mechanical damages all steel parts are powder coated.


The application of innovative techniques allows us to maintain the highest levels of quality and to constantly improve the design of our products. To prolong product life and maintain performance, for example, we apply Medite Tricoya Extreme Durable MDF, the most advanced finishing material in the industry. This new material can be cut, coated, coloured, sanded, glued, machined and fastened the same as any other high performing wood fibreboard – allowing users all the freedom normally associated with MDF but in extreme applications.

Colours


Your front door sets the tone for your entire house and is an important space where colour speaks volumes. The right colour can make a design statement that is powerful, welcoming, and drop-dead gorgeous!

Our colour pallet contains 160 RAL colours, if that's not enough then we can work with Farrow and Ball palette as well. All our doors are sprayed in the factory to achieve a smooth finish. For manually aged doors we always use professional painters to add that vintage touch.


Below you will find 20 colours that 95% of our clients consider when choosing their front door colour. Will you be bold enough to choose something different?



Jet black




Black brown



Black grey



Anthracite grey




Basalt grey



Chocolate brown




Graphite grey



Moss grey



Concrete grey



Stone grey




Green blue




Signal blue




Pine green




Ruby red



Traffic red




Yellow grey




Pebble grey



Light grey



Light ivory



Traffic white



OPTIONAL EXTRAS



1-3 mm Lead plate



Automatic threshold



Panic bar



Stainless steel plates



Electric latch



Architraves



Security chain



Mechanical bell



Bullet proof glass



Ventilation grilles



Door closer



Dual frame colour



Bullet proof spy hole



Rain bar



Hinge casings



Top and side panels



Night latch



Etched door number



Guarantees

STEEL STRUCTURE (frame, door leaf & hinges)

- ◇ 10 years steel structure for door frame, door leaf & hinges only (annual hinge bearing oiling service needed)
- ◇ 3 years steel part anti-corrosion guarantee if metal parts are not damaged (door must be protected from direct weather influence, mould or permanent rising damp).
- ◇ 25 years steel structure guarantee for internal apartment doors; (frame, door leaf & hinges)

EXTERNAL DOOR PANELS

- ◇ 3 years from cracking and paint peeling if door is modern or traditional but with flat millings and fully protected from direct weather influence (eg. canopy, portico).
- ◇ Modern doors with flat panels fitted without protection above it are covered with maximum 1 year paint guarantee.
- ◇ Door sets with intricate wooden, Medite MDF, okoume or other plywood mouldings (usually Victorian, Georgian and Edwardian styles) dark, especially glossy dark colour finishes are not covered with a warrantee against intricate moulding edge or mitre cracking. To slow down this process full protection from weather influence for this kind of door is required.

LOCKS, CYLINDERS & ELECTRIC DEVICES

- ◇ 3-5 years for ISEO - FIAM Mottura and ASSA locks depending on the supplier. (Annual lock oiling service recommended, WD40 spray or similar)
- ◇ 1 year lock cylinder for residential premises (all type of lock cylinders). 6 months for commercial and communal.
- ◇ 1 year for FIAM keypads remote pads and Radio receivers, E-KEY finger scanners and electric latches, frame plates. (Must be undamaged)

For full terms and conditions please visit our website at www.cerberusdoors.co.uk

PLEASE NOTE: No guarantee is given for the supply only of doors, as damages and other wrong adjustments can be made to the door structure during unprofessional installation.

Installation & lead time

To ensure quality and fitness for purpose, all of our security doors are bespoke and for this reason we are unable to maintain a stock in order to supply them in a matter of days. Our focus is on doing something well, not just fast. That said, we are able to provide the following approximate lead times for our doors as a guide:

- ◇ Modern unglazed single – 5-6 weeks
- ◇ Modern double – 6-8 weeks
- ◇ Modern glazed – 6-9 weeks
- ◇ Traditional unglazed – 6-7 weeks
- ◇ Traditional glazed with side lights or double - 6-9 weeks
- ◇ Doors with custom-stained glazing, leaded glass and other non-standard options take around 8-14 weeks.
- ◇ You will receive your first update no earlier than 8-12 days before your door arrives at our warehouse.
- ◇ We reserve the right to cancel the installation date if we believe bad weather conditions will hinder our ability to deliver a high quality installation.
- ◇ New block or brick openings must be prepared by client minimum 24 hours before installation, incorrectly prepared opening must be corrected by client / builders, alternatively extra charges are applied if it's done by us. Incorrect openings may affect door frame stability and void installation warrantee.
- ◇ WE WILL RESERVE THE RIGHT TO EXTEND LEAD TIME OR RETURN OUR PRODUCT TO THE FACTORY AT ANY TIME IF PRODUCT DOES NOT MEET OUR QUALITY STANDARDS, CLIENT WILL BE PROVIDED WITH PHOTO EVIDENCE IF SUCH ISSUES ARISE.
- ◇ Please note if you would like to retain your original door or surroundings like tiling and other decorations, you will need to make alternative arrangements.



Terms and conditions

1. The exact date of installation can be booked no earlier than 4 days before the door arrives at our warehouse.
2. Please do not book any plastering, tiling or other works around new door frame before door is installed, we will not cover any cancellation costs due to installation or other delays that may occur.
3. We take great care during installation but please note incidents can still occur when removing the old door which are unavoidable; damaged tiles, plaster, brickwork etc. We will not take any responsibility for damaged pipework or any type of service that is invisible or in bad condition if it is located closer than 100mm from old or new door frame.
4. We do not connect or disconnect alarms telephone lines door bells etc. Please contact your service provider in advance to arrange disconnection and reconnection works a few days before installation date confirmed. We will not take any responsibility or bear any costs due to cancelled installations.
5. Please note our fitters are not responsible for reducing or creating bigger openings, unless it is quoted for and agreed before installation so that the appropriate tools can be prepared.
6. To fix an extremely heavy steel door to a very old wall is a real challenge, and to do this we must use special concrete bolts that may cause damage even on other side of wall if it is just 150-180 mm thick including plaster.
7. If you wish to fix internal architraves or other beadings, this must be agreed with us in advance at the same time when door is ordered. Our standard square architraves start from £80+ VAT per door side fitted.
8. On completion of a fitting a demonstration of the operation and adjustment will be made. No further visits to site will be made to adjust any product without payment to Fussy Choice LTD.
9. Client is responsible for full checking and protection of door after installation is finished and installation note is signed. Any damage reported after that will not be accepted.

